

OPERATORS MANUAL
FOR
66 MM LIGHT ANTITANK
WEAPON (LAW) SYSTEM M72A1,
M72A2 WITH COUPLER, M72A3

AND
PRACTICE ROCKET LAUNCHER M190
WITH M73 PRACTICE ROCKET

Approved for public release; distribution is unlimited.

This copy is a reprint which includes current pages from Change 1.

WARNING

- DO NOT EXTEND LAUNCHER UNTIL READY TO FIRE.
- DO NOT FIRE UNLESS DANGER AREAS ARE CLEAR OF PERSONNEL AND OBSTRUCTIONS.
- WEAR EAR PLUGS WHEN FIRING THE WEAPON



- METER MARKINGS ON THE FRONT POST SIGHTS OF THE M72A1, M72A2, AND M190 LAUNCHERS CONTAIN SMALL AMOUNTS OF RADIOACTIVE MATERIAL FOR ILLUMINATION. THE SIGHTS DO NOT PRESENT A SIGNIFICANT HEALTH HAZARD BUT MUST BE CONTROLLED. IF SIGHT IS BROKEN REMOVE AND PLACE IN A PLASTIC SEALED BAG. STORE BAG IN A SEALED CONTAINER UNTIL REMOVED BY AMMUNITION DISPOSAL PERSONNEL.

U
AR 4412

HEADQUARTERS
DEPARTMENT OF THE ARMY
Washington, DC, 20 February 1992

Change)
)
No. 1)

OPERATOR'S MANUAL
FOR
66MM LIGHT ANTITANK WEAPON (LAW) SYSTEM M72A1,
M72A2 WITH COUPLER, AND M72A3

TM 9-1340-214-10, 31 May 1991, is changed as follows:

1. Make the following pen and ink changes:
 - a. On cover, change the title from "Operator's Manual for 66MM Light Antitank Weapon (LAW) System M72A1, M72A2 With Coupler, M72A3 and Practice Rocket Launcher M190 With M73 Practice Rocket" to read "Operator's Manual for 66MM Light Antitank Weapon (LAW) System M72A1, M72A2 With Coupler, and M72A3".
 - b. On inside back cover, change address from "Commander, U. S. Army Armament, Munitions and Chemical Command, ATTN: AMSMC-MAY-T ID), Picatinny Arsenal, NJ 07806-5000" to read "Commander; U. S. Army Armament Research, Development and Engineering Center. ATTN: SMCAR-LMB, Picatinny Arsenal, NJ 07806-5000".

2. Remove old pages and insert new pages as indicated below. New or changed material is indicated by a vertical bar in the margin of the page.

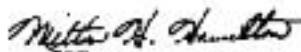
Remove pages
3 and 4

Insert pages
3 and 4

3. File this change sheet in front of the publication for reference purposes.

By Order of the Secretary of the Army:

Official:



MILTON H. HAMILTON
*Administrative Assistant to the
Secretary of the Army*

GORDON R. SULLIVAN
*General, United States Army
Chief of Staff*

Distribution:

To be distributed in accordance with DA Form 12-40-E, Block, 0628, Operator Maintenance requirements for TM 9-1340-214-10.

CHAPTER 1
INTRODUCTION

			Page
SECTION	I	GENERAL	3
	II	A BRIEF DESCRIPTION	4-5
	III	DATA.....	6
	IV	LABELS AND MARKING	7-8

CHAPTER 2
OPERATION

			Page
SECTION	I	SERVICE UPON RECEIPT OF MATERIEL	9-12
	II	CARRYING POSITION.....	13
	III	BACK BLAST DANGER ZONES	14
	IV	PREPARATION FOR FIRING	15-16
	V	FIRING POSITIONS	17
	VI	READY	18
	VII	AIM	19
	VIII	FIRE	20
	IX	FAILURE OF WEAPON TO FIRE IMMEDIATELY	21-24
	X	PREPARED FOR - BUT NOT FIRED	25-28

CHAPTER 3
MAINTENANCE

SECTION	I	OPERATOR MAINTENANCE	29
	II	REPACK	30

U
AR 4413

THIS PAGE INTENTIONALLY LEFT BLANK

U
AR 4414

CHAPTER 1

INTRODUCTION

SECTION I

GENERAL

1-1. SCOPE

THIS MANUAL CONTAINS A DESCRIPTION OF AND INSTRUCTIONS FOR OPERATIONS OF THE 66-MM LIGHT ANTITANK WEAPON (LAW) SYSTEM M72A1, M72A2 WITH COUPLER, AND M72A3.

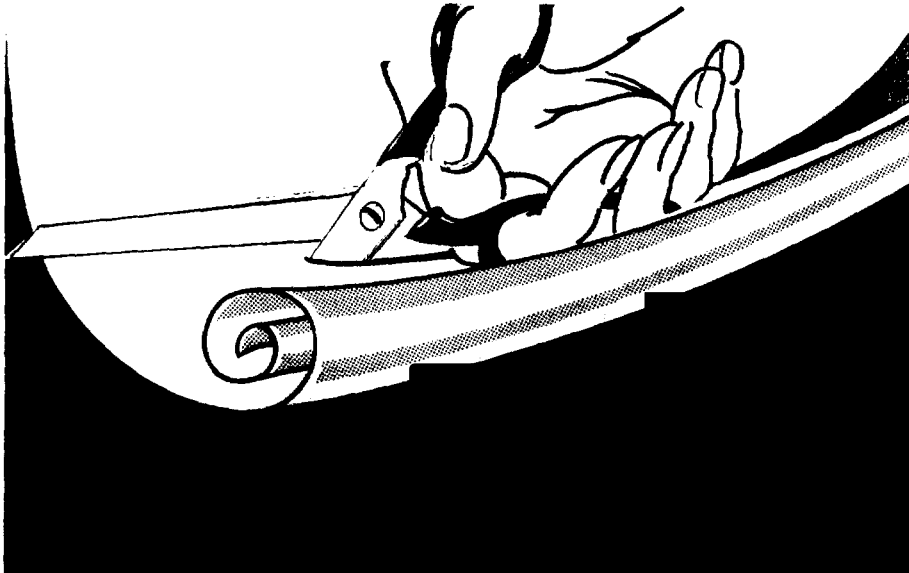
THE OPERATING INSTRUCTIONS FOR THE TACTICAL AND PRACTICE WEAPONS ARE IDENTICAL.

THE PRACTICE LAUNCHER, M190 WITH M73 PRACTICE ROCKET, IS A MODIFIED M72A1 LAUNCHER CONVERTED TO FIRE A 35-MM M73 ROCKET. THE ROCKET, WHICH CONTAINS A SPOTTING CHARGE, SIMULATES THE FIRING OF THE TACTICAL WEAPON. SEE TM 91340-224-12 FOR OPERATOR AND UNIT MAINTENANCE INSTRUCTIONS.

U
AR 4415A

CHANGE 1 3

SECTION II
A BRIEF DESCRIPTION



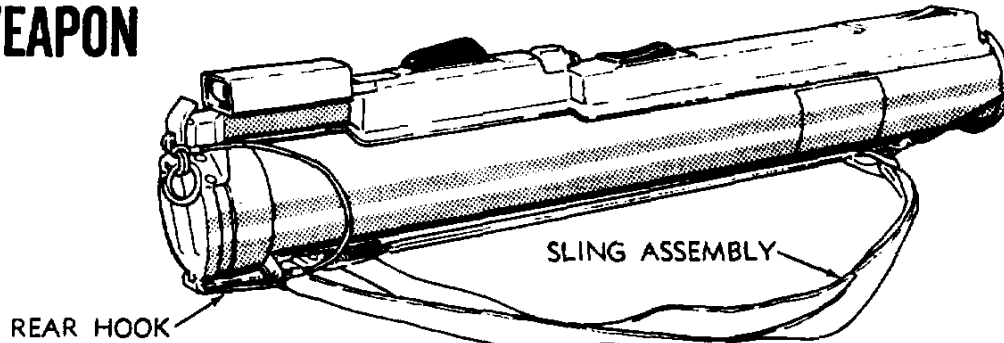
THE LAW

CONSISTS OF A LIGHTWEIGHT SHOULDER-FIRED HEAT ROCKET PREPACKAGED IN A LAUNCHER. END COVERS PROTECTS ROCKET AGAINST DIRT AND MOISTURE. THE WEAPON IS CARRIED SLUNG OVER THE SHOULDER BY AN ATTACHED SLING ASSEMBLY.

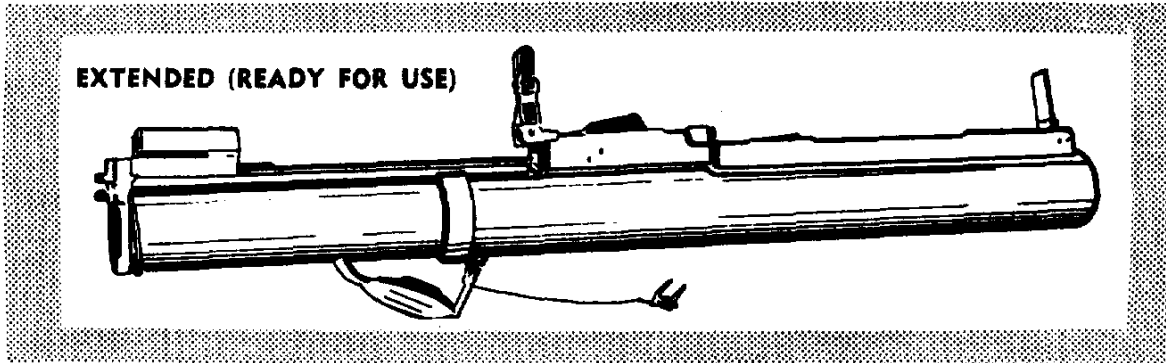
U
AR 4416A

CHANGE 1 4

WEAPON



EXTERNAL VIEW AS ISSUED (NOT EXTENDED)



NOTE: EXTERNAL VIEW OF TACTICAL AND PRACTICE WEAPON ARE IDENTICAL

U
AR 4417

SECTION III

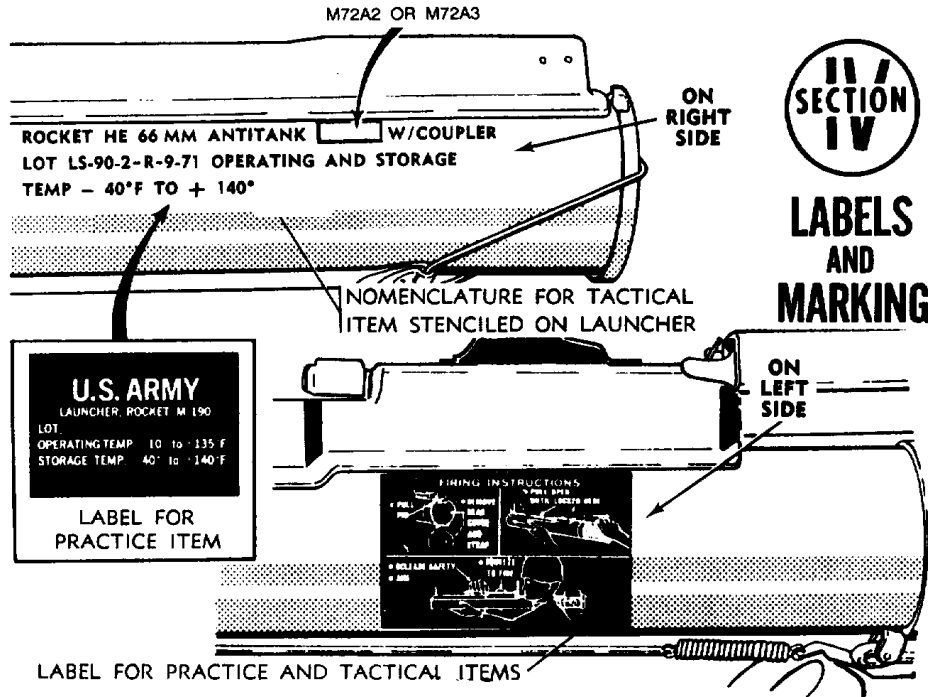
DATA

WEAPON DATA

	Tactical		Practice
	M72A1	M72A2, M72A3	Launcher M190 w/Rocket M73
Weight	5.1-Lb	5.1-Lb	5.-Lb
Color Identification			
Launcher	OD	OD	OD
Firing Instruction Label	OD Background White Printing	OD Background White Printing	OD Background White Printing
Model, Lot			
No, Date	OD W/Yellow	OD W/Yellow	OD W/ Yellow
Mfg Label	Printing	Printing	Printing
Warhead	M72 (Heat)	M72A1 (Heat)	Spotting Charge
Complete Length			
(Closed) Nominal	24.7-In.	24.7-In.	25.3-In.
(Open) Nominal	34.7-In.	34.7-in.	35.4-In.
Diameter	4.9-In.	4.9-In.	4.9-In.

U
AR 4418

SECTION IV
LABELS AND MARKING



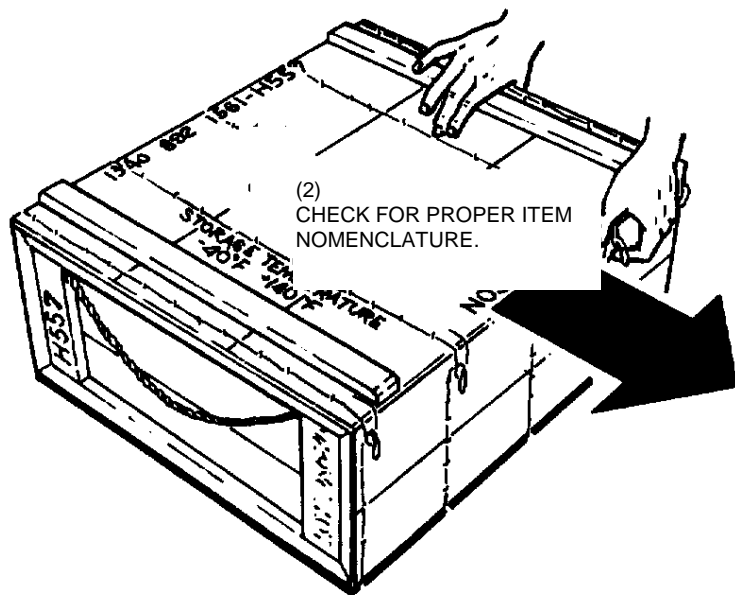
U
AR 4419

THIS PAGE LEFT INTENTIONALLY BLANK

U
AR 4420

CHAPTER 2
OPERATION
SECTION I

Following applies to tactical weapon only
SERVICE UPON RECEIPT OF MATERIEL



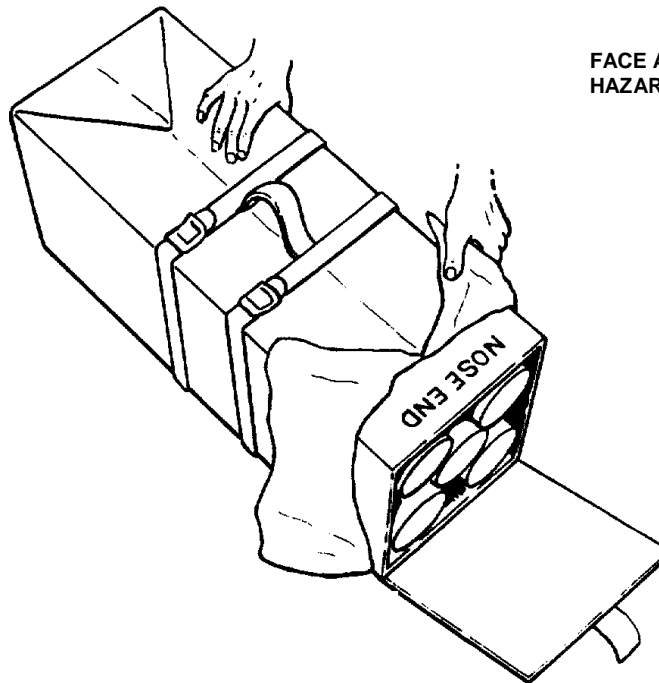
(2)
CHECK FOR PROPER ITEM
NOMENCLATURE.

- (1) KEEP MARKING "NOSE END" OF BOX FACING LEAST HAZARDOUS AREA
- (3) STAND TO SIDE, OF "NOSE END" MARKING
- (4) REACH OVER TOP OF BOX AND UNFASTEN WIRE HOOPS

**DO NOT USE SHARP INSTRUMENTS OR HOOKS TO PRY UP
BOX COVER OR OPEN INNER PAK**

U
AR 4421

- (5) REMOVE FIBERBOARD CONTAINER BY HANDLE
- (6) PULL FLAP AT NOSE END OF BARRIER BAG AND OPEN TO EXPOSE CONTAINER END
- (7) PULL PREPARED TEAR STRIPS OFF CONTAINER END AND REMOVE COVER
- (8) REMOVE CUSHIONING AND WEAPON



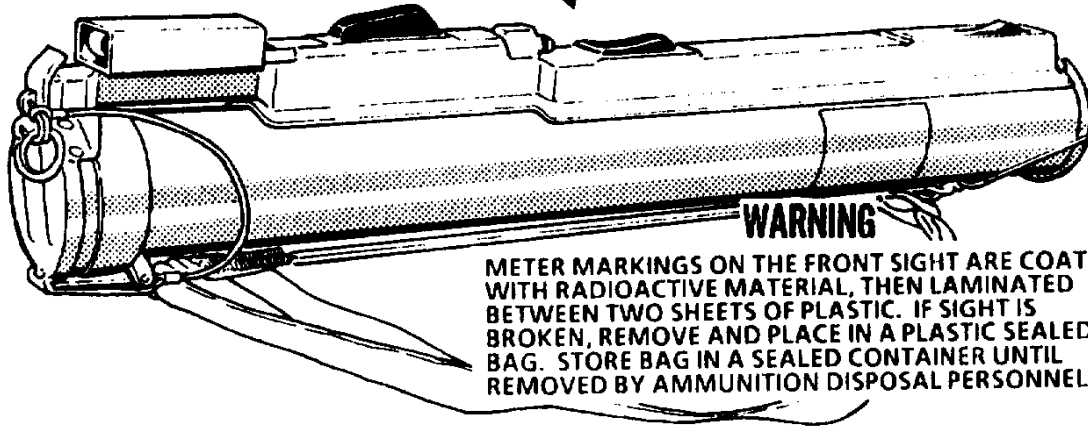
FOLLOWING APPLIES TO TACTICAL AND PRACTICE WEAPONS

CHECK EACH WEAPON SYSTEM FOR

CRACKED TUBE
DENTED PARTS
MISSING PARTS
LOOSE PARTS

FRAYED SLING
LOOSE OR BENT REAR HOOK
LOOSE OR DAMAGED SAFETY MECHANISMS
BLURRED OR INCORRECT NOMENCLATURE

**← TRIGGER SAFETY HANDLE MUST
BE IN SAFE POSITION**



WARNING
DO NOT EXTEND LAUNCHER UNTIL READY FOR USE

U
AR 4423

FOR TACTICAL WEAPONS ONLY.

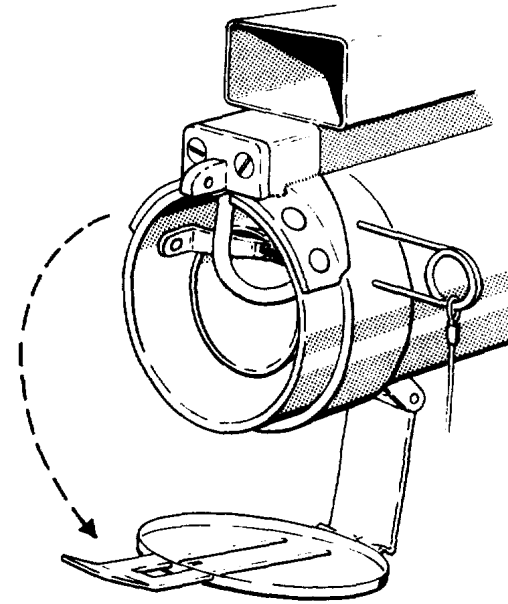
IF TIME PERMITS

**CHECK IGNITER FOR DAMAGE
(BROKEN, CRACKED OR SPLIT)**

(SEE INSTRUCTIONS FOR REMOVING CARRYING SLING)

IF SO DAMAGED

**TAPE DAMAGED IGNITERS TO PREVENT LOSS OF IGNITION
MATERIAL. REPLACE SLING ASSEMBLY. CLOSE REAR COVER
AND REPLACE PULL PIN.**



U
AR 4424

SECTION II
CARRYING POSITION

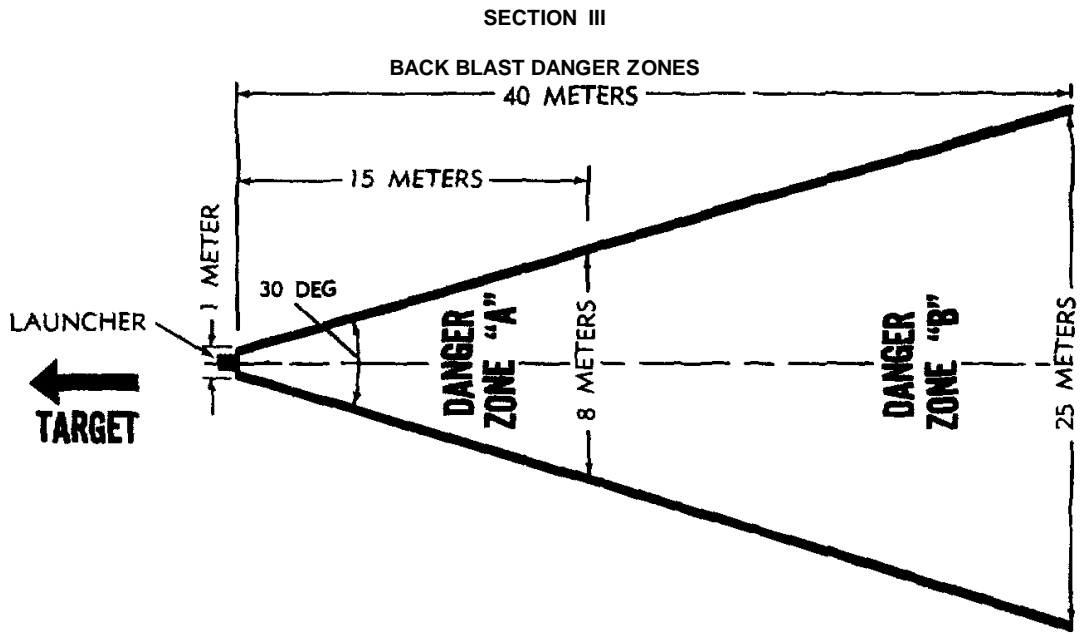
TO CARRY
SLING OVER SHOULDER

WARNING

DO NOT CARRY WEAPON IN EXTENDED POSITION.



U
AR 4425



WARNING

DO NOT FIRE UNLESS..

1. Back blast area is clear of personnel and obstructions.
2. Body extremities are clear of Rocket exhaust end.


ZONE "A"

DANGER IN THIS AREA FROM BLAST, HEAT, AND PROJECTED MATERIALS.

ZONE "B"

DANGER IN THIS AREA FROM PROJECTED MATERIALS

SECTION IV



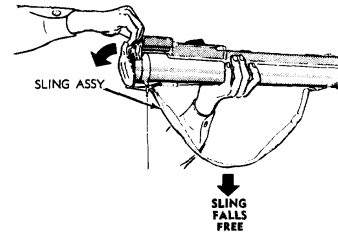
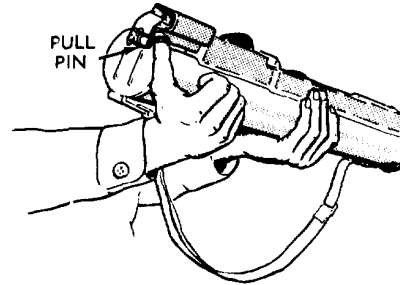
PREPARATION FOR FIRING

All weapons

(1) The following Steps Are Performed At The Firing Point.

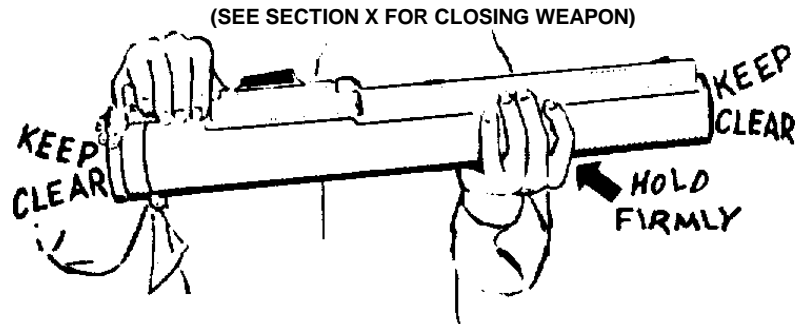
(2) REMOVE PULL PIN

(3) SWING COVER DOWN



U
AR 4427

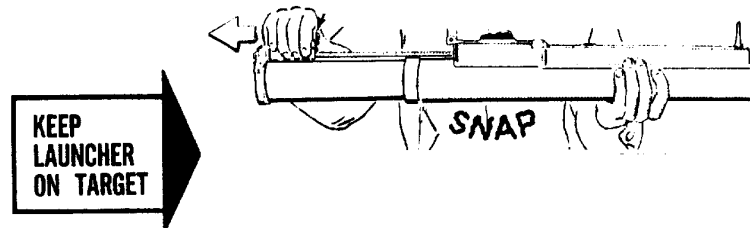
IF TWO ATTEMPTS TO LOCK LAUNCHER OPEN FAIL - CLOSE AND SET SYSTEM ASIDE FOR DISPOSAL BY AUTHORIZED AMMUNITION PERSONNEL



(4) HOLD LAUNCHER SLIGHTLY AWAY BODY

(5) GRASP REAR SIGHT COVER - HOLD FIRMLY

BE SURE LAUNCHER SNAPS INTO "LOCKED POSITION"



(6) EXTEND BY PUSHING OUT WITH RIGHT HAND


WARNING EXTENDING THE WEAPON TOO SLOWLY CAN RESULT IN FAILURE TO COCK THE WEAPON

U
AR4428

SECTION V

FIRING POSITIONS

FIRING POSITIONS



SECTION VI

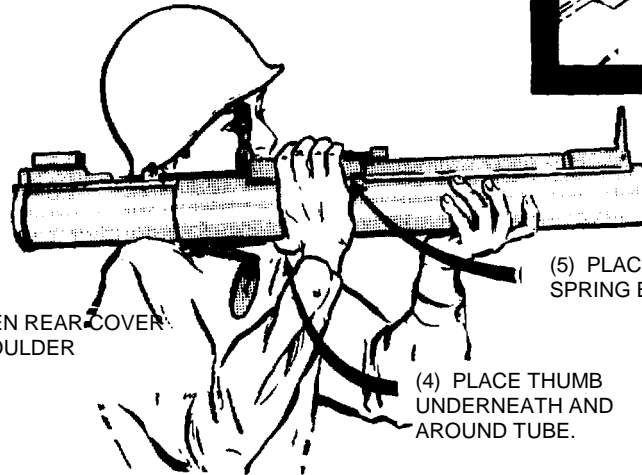
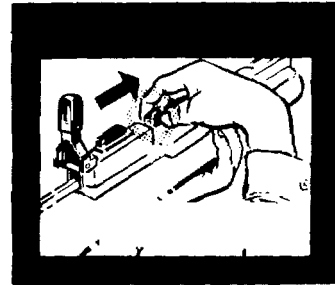
READY

WARNING

WEAR EAR PLUGS WHEN FIRING THE WEAPON.

WARNING
WEAR EAR PLUGS WHEN FIRING THE WEAPON

(2) PLACE SIGHT AT EASY READING DISTANCE.



(1) REST OPEN REAR COVER AGAINST SHOULDER

(3) MOVE SAFETY TO ARM

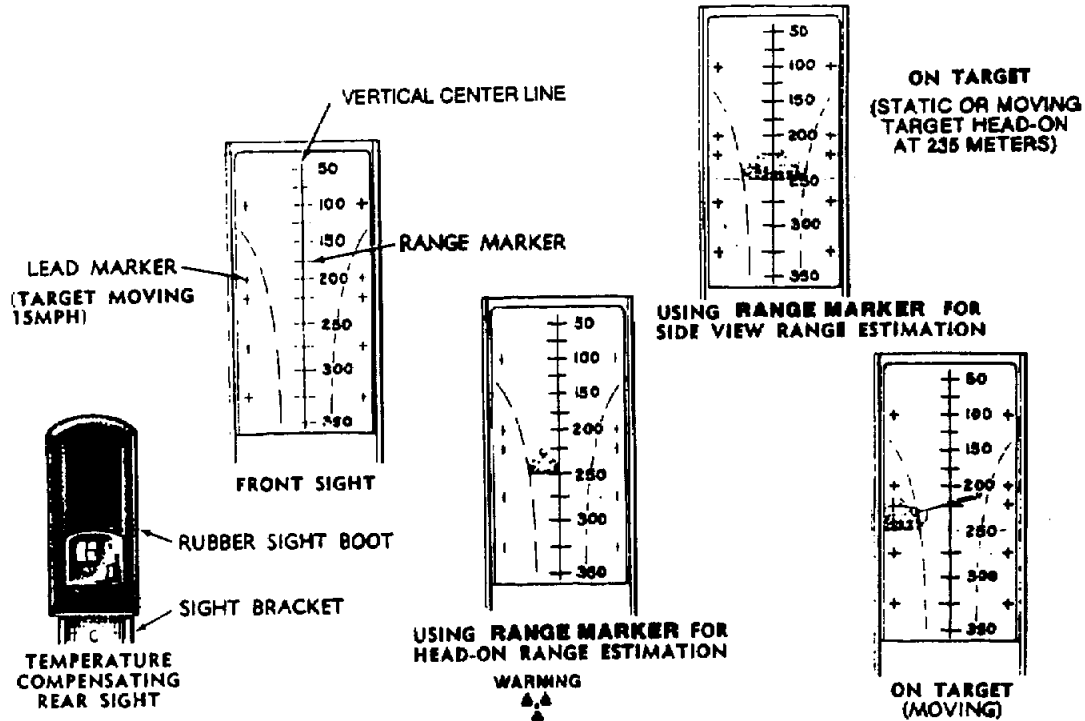
(5) PLACE FINGERTIPS ON TRIGGER SPRING BOOT AS FAR BACK AS POSSIBLE.

(4) PLACE THUMB UNDERNEATH AND AROUND TUBE.

TARGET



SECTION VII
AIM



▲▲▲
WARNING
SIGHTS CONTAIN RADIOACTIVE MATERIAL TO AID IN NIGHT FIRING (EXCEPT M72A8). SEE WARNING ON INSIDE COVER.

U
AR 4431

SECTION VIII

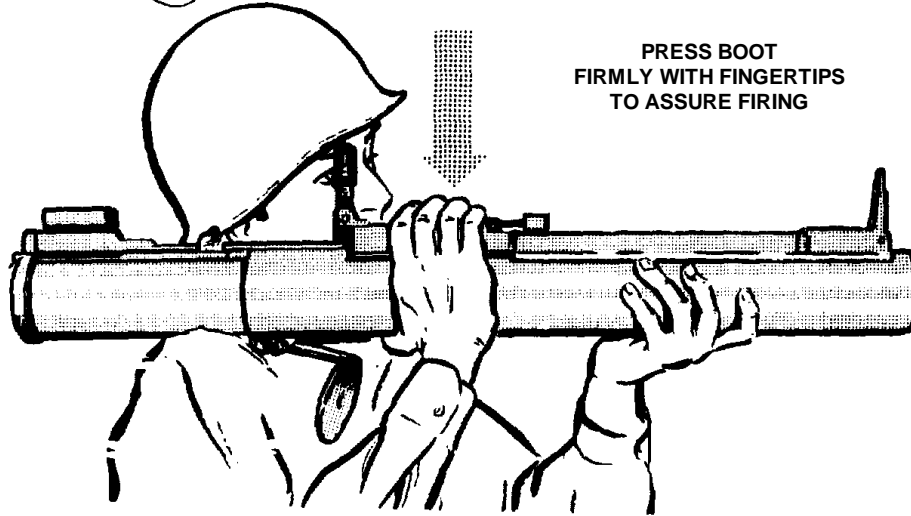
FIRE

KEEP LAUNCHER
ON TARGET
IF SYSTEM DOES
NOT FIRE FOLLOW
INSTRUCTIONS IN

177
SECTION
1A

(6) SQUEEZE TRIGGER BY DEPRESSING
TRIGGER SPRING BOOT

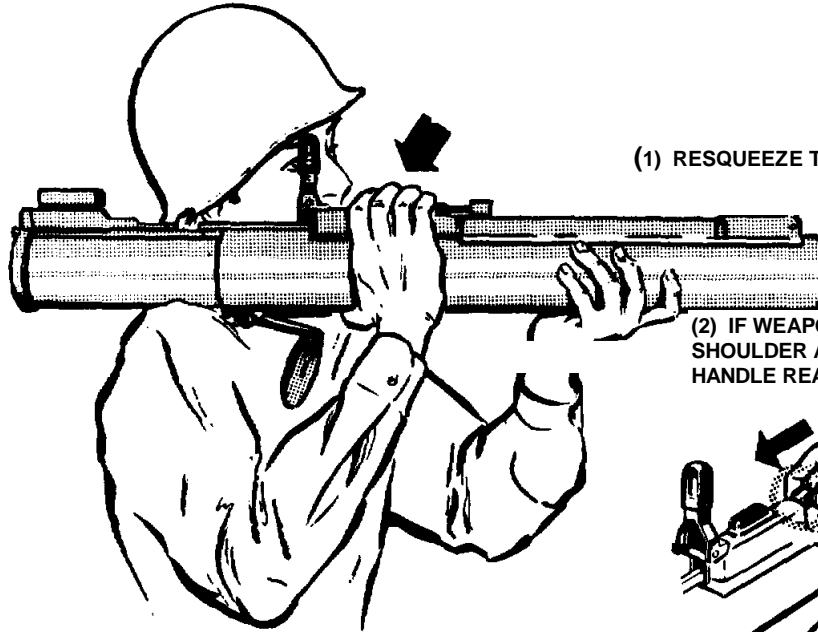
PRESS BOOT
FIRMLY WITH FINGERTIPS
TO ASSURE FIRING



U
AR 4432

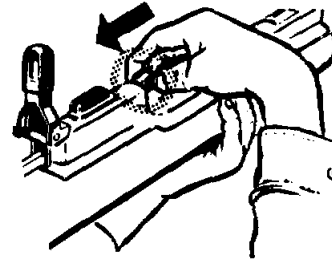
SECTION IX

FAILURE OF WEAPON TO FIRE IMMEDIATELY



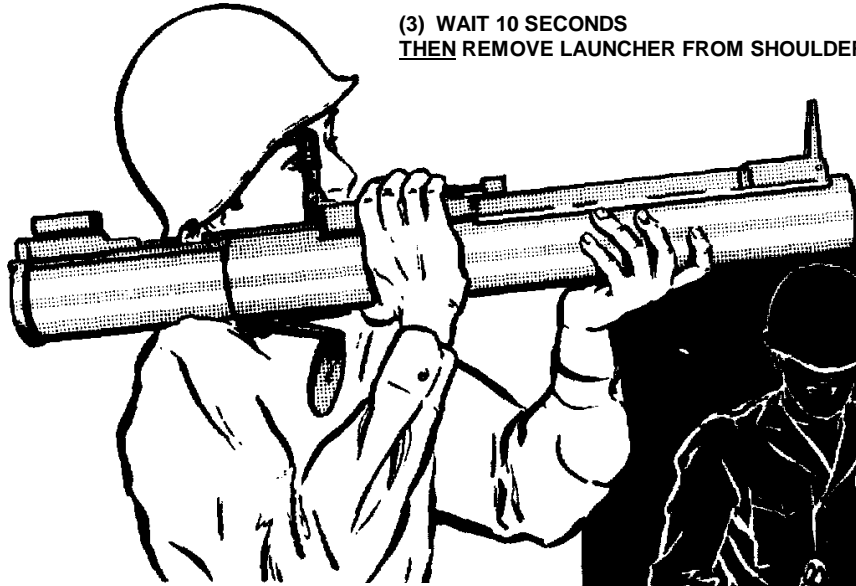
(1) RESQUEEZE TRIGGER FIRMLY

(2) IF WEAPON DOES NOT FIRE KEEP ON SHOULDER AND PUSH TRIGGER SAFETY HANDLE REARWARD TO "SAFE" POSITION



U
AR 4433

(3) WAIT 10 SECONDS
THEN REMOVE LAUNCHER FROM SHOULDER

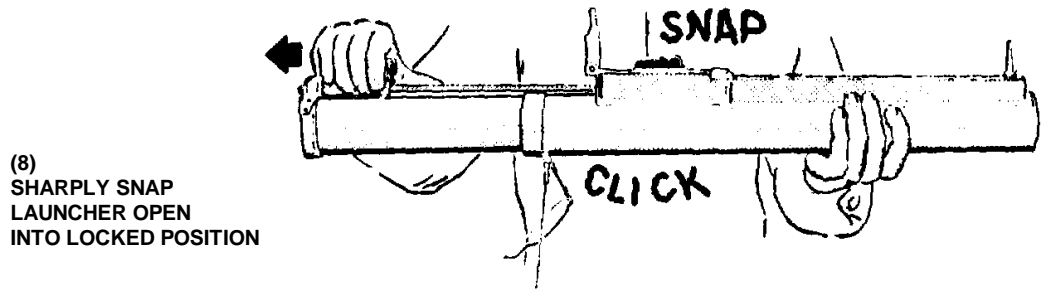
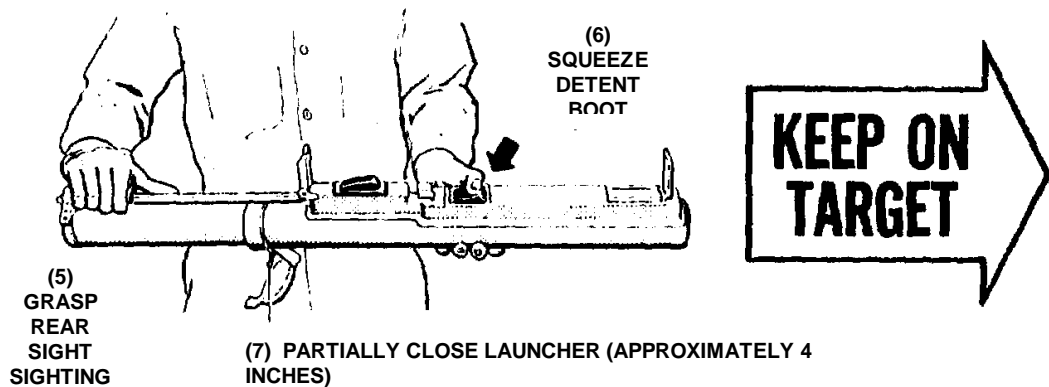


(4) WAIT 1 MINUTE BEFORE RECOCKING

If time is not available lay weapon pointing at target -
abandon




U
AR 4434



(9) PLACE LAUNCHER BACK ON SHOULDER

**KEEP
LAUNCHER
ON
TARGET**



(10) PULL SAFETY FORWARD TO "ARM"

(11) AIM

(12) DEPRESS TRIGGER BOOT FIRMLY TO FIRE

**IF A RECOCKED WEAPON WHICH
HAS MISFIRED STILL DOES
NOT FIRE, PUSH TRIGGER
SAFETY HANDLE TO "SAFE"
POSITION AND WAIT
10 SECONDS**

THEN


**CAREFULLY LAY WEAPON ON GROUND FACING
TARGET AND EVACUATE AREA**

**NOTIFY AUTHORIZED DISPOSAL MUNITION
PERSONNEL FOR DISPOSAL OF WEAPON**

SECTION X

PREPARED FOR - BUT NOT FIRED

(1) RETURN SAFETY TO SAFE

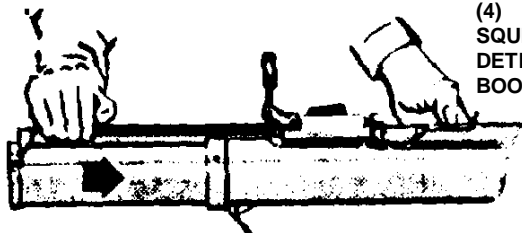


(2) CAREFULLY REMOVE WEAPON FROM SHOULDER


- (3) GRASP LAUNCHER
BY REAR SIGHT
HOUSING



- (7) GRASP LAUNCHER
NEAR FRONT SIGHT
AND
HOLD DOWN FRONT SIGHT

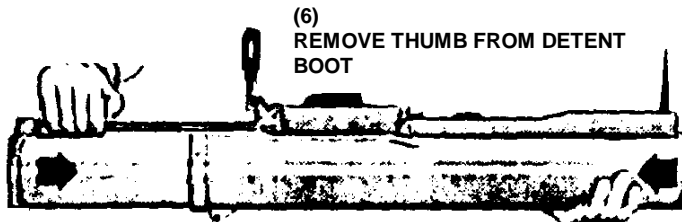


- (4) SQUEEZE
DETENT
BOOT



- (5) SLIDE INNER TUBE INTO OUTER
TUBE APPROXIMATELY TWO
INCHES

- (8) COMPRESS UNTIL
EDGE OF INNER TUBE
TOUCHES THUMB LIGHTLY

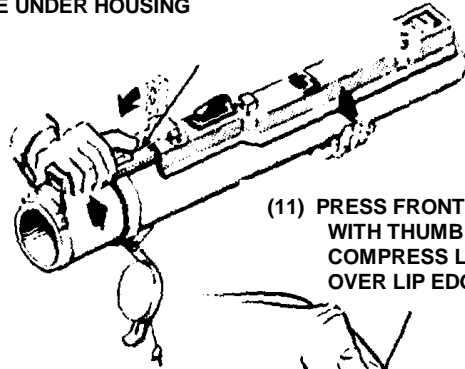


- (6) REMOVE THUMB FROM DETENT
BOOT


PERFORM ALL COMPRESSION ACTIONS
SLOWLY TO AVOID INJURY TO FINGERS

U
AR 4438

(9) FOLD DOWN REAR SIGHT
AND GUIDE UNDER HOUSING

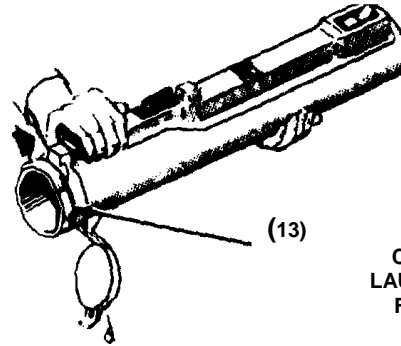


(11) PRESS FRONT SIGHT LIP
WITH THUMB AND SLOWLY
COMPRESS LAUNCHER
OVER LIP EDGE



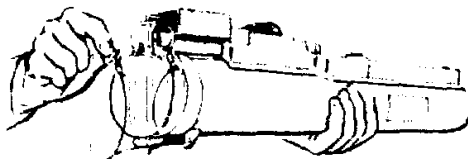
(10) COMPRESS LAUNCHER UNTIL TRAVEL IS
STOPPED BY LIP ON FRONT SIGHT

(12) REMOVE THUMB FROM
FRONT SIGHT AND GRASP
HOUSING



(13)
CLOSE
LAUNCHER
FULLY

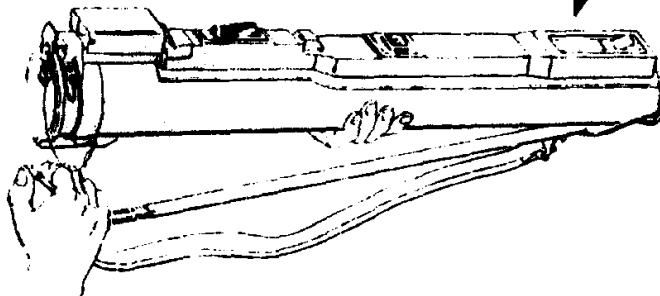
(14)
REPLACE COVER PIN



**KEEP LAUNCHER
POINTED DOWN RANGE**




(15) REPLACE BUFFER PLATE
(M72A3 ONLY)



(16)
REPLACE SLING ASSEMBLY

**LAUNCHER AND PACKING
SHOULD BE MARKED OR
TAGGED TO INDICATE
LAUNCHER HAS BEEN
EXTENDED**



**WHEN POSSIBLE
ONCE - EXTENDED
LAUNCHER SHOULD
BE RETURNED TO
ORIGINAL PACKING**

CHAPTER 3
MAINTENANCE
SECTION I

OPERATOR MAINTENANCE

NORMAL CONDITION

KEEP LAW CLEAN AND DRY

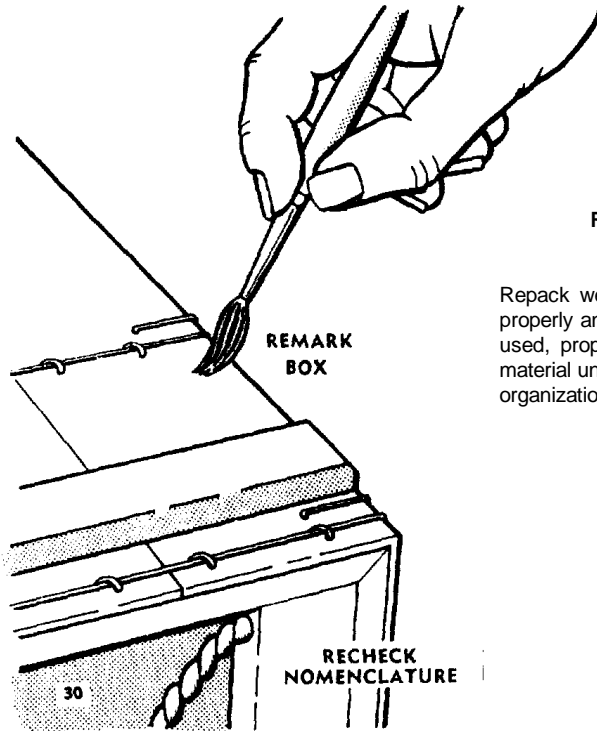
UNUSUAL CONDITIONS

PROTECT LAW FROM MOISTURE,
SNOW, SLEET, CLEAN AS REQUIRED

U
AR 4441

SECTION II

REPACK



**RETURN ALL DEFECTIVE WEAPON SYSTEMS
TO AUTHORIZED MUNITIONS PERSONNEL**

Repack weapon system in original packing box. Make sure box is properly and clearly marked. If box other than original packing box is used, properly mark container to indicate contents. Protect packed material until shipped. Ship all packed launchers or systems to issuing organization or other authorized personnel as soon as possible

**EXERCISE CARE IN RETURN
OF USED LAUNCHERS AS THEY
WILL BE REWORKED INTO
THE PRACTICE WEAPON SYSTEM**

U
AR 4442

THIS PAGE LEFT INTENTIONALLY BLANK

☆ U. S. GOVERNMENT PRINTING OFFICE: 1993 - 342-421 (81131)

U
AR 4444

WE NEED TO KNOW

ERROR, OMISSION OR
SUGGESTION FOR IMPROVEMENT

PLEASE WRITE

Commander
U.S. Army Armament, Munitions
and Chemical Command
ATTN: AMSMC-MAY-T (D)
Picatinny Arsenal, NJ 07806-5000

USE DA FORM 2028



MALFUNCTION REPORTS
MALFUNCTION REPORTS TO BE SUBMITTED
IN ACCORDANCE WITH AR 75-1

***TM 9-1340-214-10**

TECHNICAL MANUAL

NO. 9-1340-214-10

HEADQUARTERS
DEPARTMENT OF THE ARMY
Washington, DC, 31 May 1991

By Order of the Secretary of the Army:

CARL E. VUONO
General, United States Army
Chief of Staff

Official:

THOMAS F SIKORA
Brigadier General, United States Army
The Adjutant General

Distribution:

To be distributed in accordance with DA Form 12-40E, Block 0528, Operator Maintenance Requirements for 66MM Light Antitank Weapon (LAW) System M72A1, M72A2 With Coupler, M72A3 and Practice Rocket Launcher M190 With M73 Practice Rocket.

* This manual supersedes TM 9-1340-214-10, dated January 1986.

RECOMMENDED CHANGES TO EQUIPMENT TECHNICAL PUBLICATIONS



THEN...JOT DOWN THE
DOPE ABOUT IT ON THIS FORM.
CAREFULLY TEAR IT OUT, FOLD IT
AND DROP IT IN THE MAIL.

SOMETHING WRONG WITH PUBLICATION

FROM: (PRINT YOUR UNIT'S COMPLETE ADDRESS)

DATE SENT

PUBLICATION NUMBER

PUBLICATION DATE

PUBLICATION TITLE

BE EXACT PIN-POINT WHERE IT IS

PAGE
NO.

PARA-
GRAPH

FIGURE
NO.

TABLE
NO.

IN THIS SPACE, TELL WHAT IS WRONG
AND WHAT SHOULD BE DONE ABOUT IT.

PRINTED NAME, GRADE OR TITLE AND TELEPHONE NUMBER

SIGN HERE

DA FORM 2028-2
1 JUL 79

PREVIOUS EDITIONS
ARE OBSOLETE.

P.S.--IF YOUR OUTFIT WANTS TO KNOW ABOUT YOUR
RECOMMENDATION MAKE A CARBON COPY OF THIS
AND GIVE IT TO YOUR HEADQUARTERS.

